

Discussion Carousel

Ask everyone to get into two groups.

Group a)




need to form a circle where they are sat down facing out

Group b)

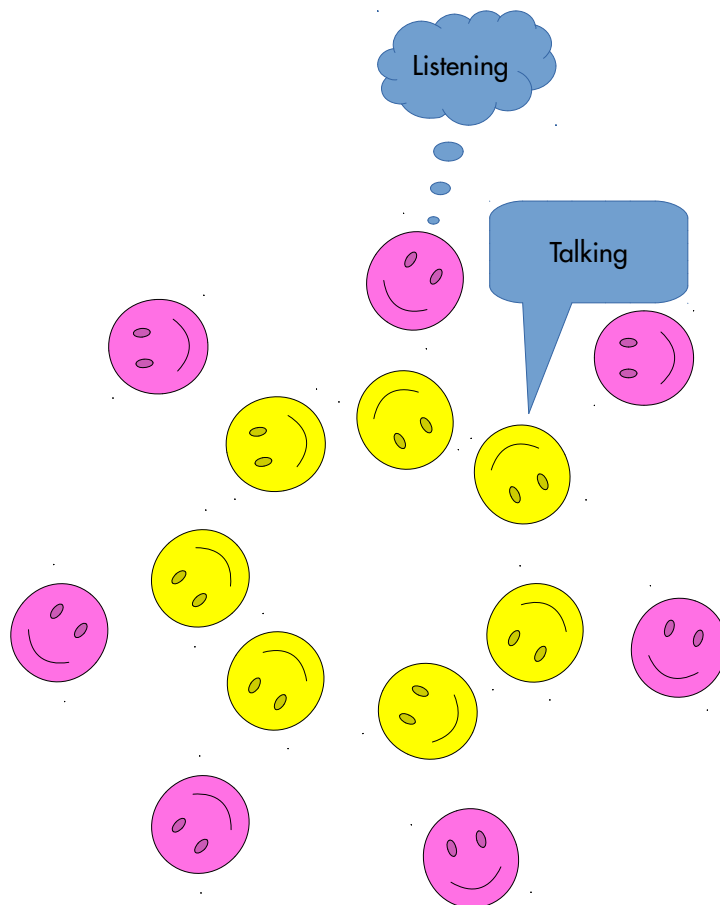


need to form a circle outside the Group a) circle so that they are facing the people in Group a). Each Group b) participant must face a Group a) participant. If there is an odd number then the facilitator can step in to make up numbers or two people in outer circle b) can work together with one person from Group a).




The facilitator then provides a discussion topic. This can be a serious topic for example “how well did you think the project went?” or something more light hearted such as “what do you think of football”?

Group a) participants will then be asked to spend a minute telling their partner in Group b) what they think. The partner in Group b) must listen and not interrupt.



After a minute the Group b) participants will tell the Group a) participants their views. Group a) partners must listen.

After everyone has had a chance to speak the participants in group b) must move round clockwise until the facilitator rings a bell.



They must then sit down again with a new partner. Group a) will take 30 seconds to tell their new partner what their previous Group b) partner's views were. Group b) will then take 30 seconds to tell their new group a) partner what their previous partner said. They will then start their own discussion taking a minute each to talk as before

This activity can end here, or go on for several more turns depending on group size.

The aim of this activity is to promote discussion, sharing of views and listening. It will get participants warmed up for the rest of the workshop or meeting and gets people participating.